

The background of the slide features a large, light gray watermark of the San Bernardino Community College District seal. The seal is circular and contains the text "SAN BERNARDINO COMMUNITY COLLEGE DISTRICT" around the perimeter. In the center of the seal is a shield with a book and a torch, and the words "SSCCC" are prominently displayed in the middle of the shield.

SSCCC

Financial Update

Spring 2019 General Assembly

Purpose

The purpose of this report is to provide **up-to-date** information regarding to the SSCCC Finances.

In order to promote **transparency**, this report should be distributed to **all community college students** and **interested parties** through SSCCC Board of Directors meetings, SSCCC ListServ, SSCCC website, SSCCC Region meetings, and local ASO meetings.

Introduction

The SSCCC receives funds from:

- ★ Chancellor's Office
- ★ Donations
- ★ General Assembly Registration Fees
- ★ Student Representation Fees

Chancellor's Office

The Chancellor's Office account may **only** be used for **shared governance** within the Chancellor's Office purview. Currently it is only being used for **travel**.





Chancellor's Office

Beginning Balance	\$60,000
--------------------------	-----------------

Total Contributions	\$0
----------------------------	------------

Total Expenditures	\$30,421
---------------------------	-----------------

Ending Balance (4/2/2019)	\$29,579
----------------------------------	-----------------

Donations

Consists of donations made to the SSCCC. Donations have traditionally come from **ASOs** throughout the state. These donations can be used for **technology, advocacy, travel and lodging, and other pertinent items.**



The background features a large, faint, light-gray watermark of the University of California seal. The seal is circular and contains the text "THE UNIVERSITY OF CALIFORNIA" around the top and "FOR COLLEGES" around the bottom. In the center of the seal is a shield with a book, a sun, and a star.

\$0

General Assembly Registration Fees

SSCCC collects Registration Fees from colleges participating in General Assembly to **cover costs:** Food, Equipment and Supplies, Professional Services, **Convention Center**, and Travel.



Project	General Assembly
---------	------------------

Sum of Total Amount		Month							
Expenses	Originating Master Name	Jul-18	Aug-18	Sep-18	Oct-18	Nov-18	Dec-18	Jan-19	Grand Total
Professional Services	FCCC-Sign Enhancers, Inc						3,698.52		3,698.52
	Tamara Dunning				2,500.00				2,500.00
Professional Services Total					2,500.00		3,698.52		6,198.52
Equipment & Supplies	Card Integrators Corporation				207.45				207.45
	CVENT				7,636.40				7,636.40
Equipment & Supplies Total					7,843.85				7,843.85
Facilities Expense	FCCC-Federal express					619.42	-		619.42
	FCCC-Office Depot					190.16	(0.20)		189.96
	FCCC-RegOnline					46.00	177.11	-	223.11
	FCCC-Sign Enhancers, Inc					3,698.52	(3,698.52)		-
	FCCC-Staples					18.85	-		18.85
	FCCC-United Parcel Service					22.07	0.20		22.27
	MARCO				344.68				344.68
Facilities Expense Total					344.68	4,595.02	(3,521.41)	-	1,418.29
Travel Expense	Adam Capps							59.95	59.95
	Bernard McFadden				53.14				53.14
	Carlos Rodriguez						293.21		293.21
	FCCC-Southwest GA					385.96	-		385.96
	Joshua Mata				200.00				200.00
Travel Expense Total					253.14	385.96	293.21	59.95	992.26
Training & Conferences	Card Integrators Corporation				1,415.78				1,415.78
	Doubletree by Hilton		5,316.70						5,316.70
	Doubletree Hotel			7,082.51					7,082.51
	FCCC-DoubleTree Airport					8,870.51	-	-	8,870.51
	SMG-Ontario Convention Center	-			130,179.55				130,179.55
Training & Conferences Total		-	5,316.70	7,082.51	131,595.33	8,870.51	-	-	152,865.05
Grand Total		-	5,316.70	7,082.51	142,537.00	13,851.49	470.32	59.95	169,317.97



\$169,317.97

Fall 2018 General Assembly Expense

SSCCC Fall 2018 Registration Fees

Customer Name	Sum of Total Amount
Antelope Valley CCD	1,437.50
Bakersfield College	2,156.25
Butte-Glenn CCD	2,875.00
Cerritos CCD	4,312.51
Cerro Coso Community College	1,078.13
Chabot College	3,593.75
Chaffey CCD	1,078.13
Clovis Community College	3,234.38
Coastline Community College	1,437.50
College of Alameda	1,078.13
Copper Mountain CCD	2,515.63
Crafton Hills College	4,312.50
Cypress College	3,105.00
Desert CCD	718.15
Diablo Valley College	1,796.88
East Los Angeles College	3,598.35
El Camino CCD	2,156.25
Evergreen Valley College	2,515.63
Foothill College	1,796.88
Fresno City College	3,234.38
Fullerton College	3,234.38
Grossmont College	3,234.38
Imperial CCD	1,078.13
Laney College	1,796.88

Las Positas College	1,796.88
Long Beach CCD	2,515.63
Los Angeles Mission College	1,437.50
Los Angeles Pierce College	2,515.63
Los Rios CCD	359.38
Merced CCD	1,796.88
Merritt College	1,186.80
MiraCosta CCD	1,437.50
Moreno Valley College	3,234.38
Norco College	1,078.13
Oxnard College	1,078.13
Reedley College	5,390.63
Reg Online - Lanyon Solutions, Inc.	28,938.75
Riverside City College	2,553.08
Sacramento City College	1,437.50
San Bernardino Valley College	1,795.00
San Diego City College	2,515.63
San Diego Miramar College	2,515.63
Santiago Canyon College	1,078.13
Shasta-Tehama-Trinity Jnt CCD	1,796.88
Sierra Joint CCD	1,796.88
Solano County CCD	1,796.88
Southwestern CCD	2,156.25
Victor Valley CCD	4,671.88
West Hills CCD	718.76
West Los Angeles College	1,580.00
Yuba College	1,078.13
Grand Total	137,631.55



\$137,631.55

Fall 2018 General Assembly Revenue



-\$31,686.42

Fall 2018 General Assembly Loss

General Assembly Registration Fees

- ★ Needs more **attendance** and **participation** from Colleges (only 60 out of 114 for Spring 2019 GA)
- ★ Heavily consider having **only one** General Assembly **per year, alternating** between NorCal and SoCal

Student Representation Fees

The Student Representation Fee (SRF) is a **voluntary \$2 fee** collected by colleges, not to be confused with the student body fee, that is used for **advocacy efforts**. **\$1** is kept by the **ASO** and **\$1** is ultimately given to **SSCCC**, collected and received **twice** a year, with funds made available to SSCCC on April 15.



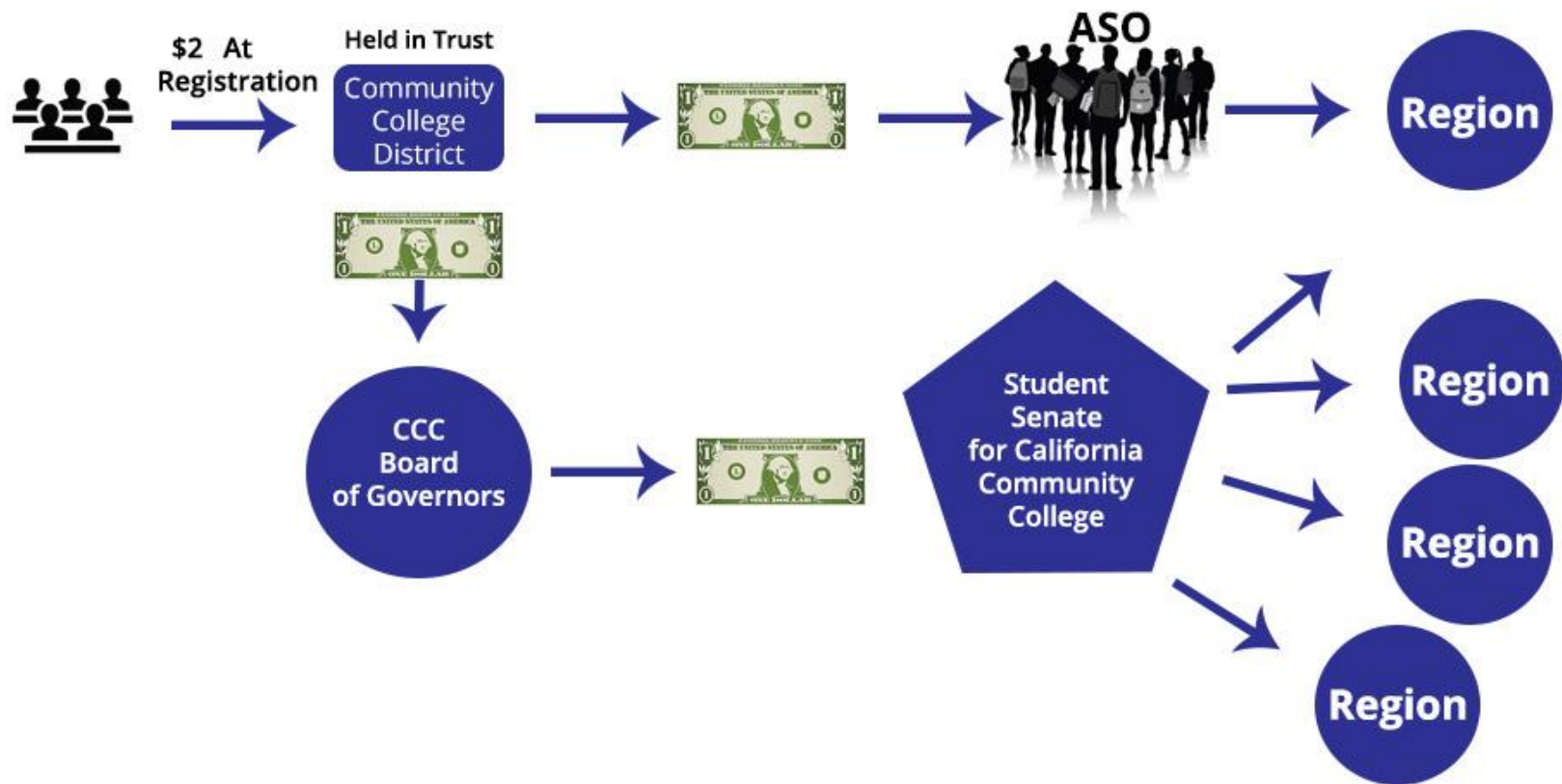
UC's UCSA has
~\$2.81 per student
advocate



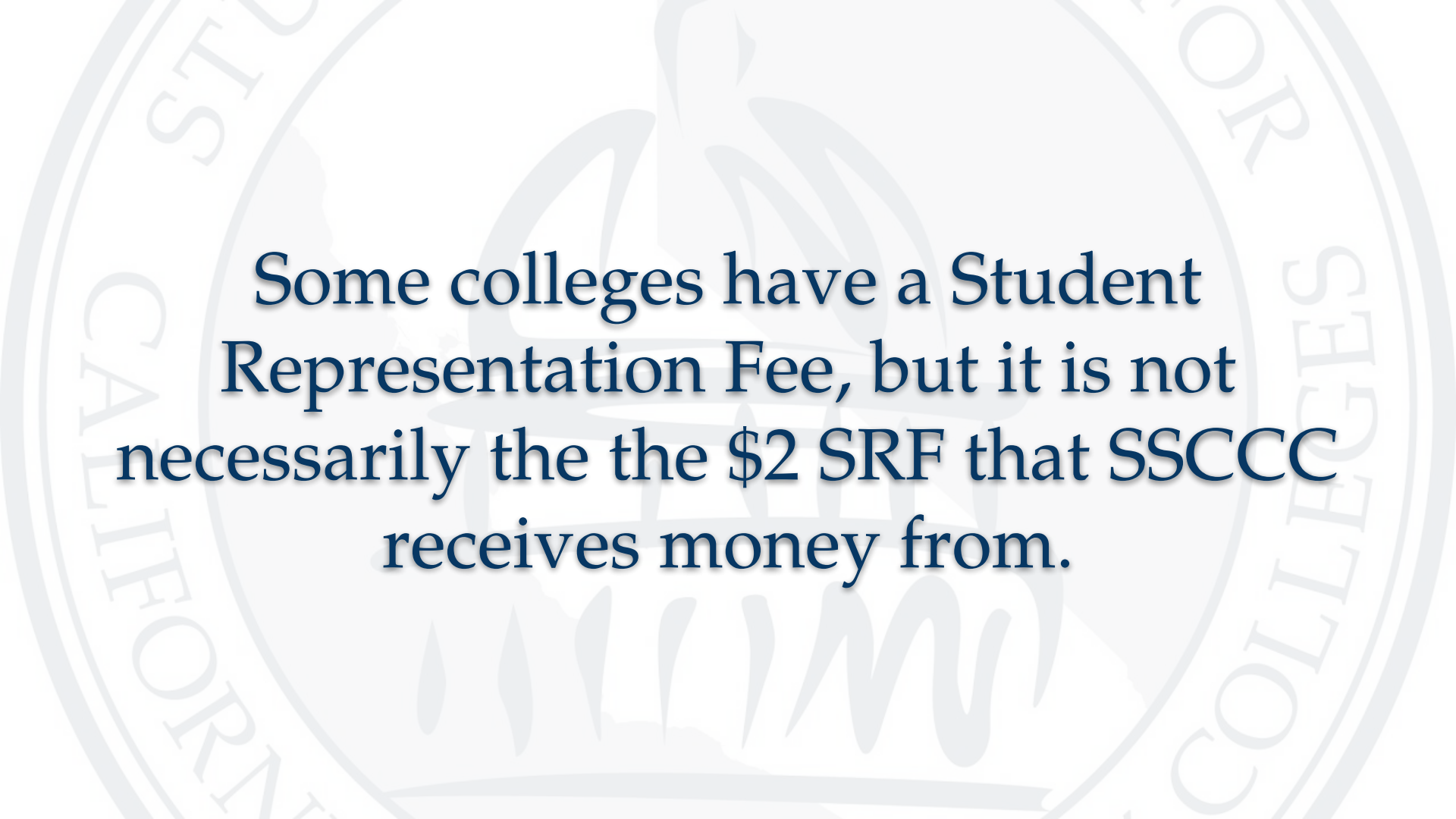
CSU's CSSA has
~\$3.04 per student
advocate



CCC's SSCCC has
~\$0.03 per student
advocate



Region	College	Student Population	Total Est. Annual SRF
1	Butte	11,300	22,600
1	Shasta	9,100	18,200
2	Lake Tahoe	2,100	4,200
3	Contra Costa	6,700	13,400
3	Diablo Valley	19,700	39,400
3	Los Medanos	9,000	18,000
4	De Anza	18,500	37,000
8	Golden West	11,600	23,200
8	Long Beach City	24,600	49,200
8	Santa Ana	28,000	59,000
8	Santiago Canyon	12,300	24,600



Some colleges have a Student Representation Fee, but it is not necessarily the the \$2 SRF that SSCCC receives money from.

STUDENT SENATE FOR CALIFORNIA COMMUNITY COLLEGES

STATEMENT OF ACTIVITIES YEAR ENDED JUNE 30, 2018

REVENUES:

Student representation fees	\$ 242,216
Conference fees	<u>72,786</u>
Total revenues	<u>315,002</u>



Daily Bank Balance for SSCCC

As of April 1, 2019

A large, light gray watermark of the University of California seal is visible in the background. The seal features a central sun rising over mountains, with the words "UNIVERSITY OF CALIFORNIA" and "COLLEGE" around the perimeter.

\$168,693.22

Board of Directors Costs

Costs are split into two areas:

- ★ Travel Costs
- ★ Meeting Costs



Board of Directors Average Travel Cost

Chancellor's Office

Beginning Balance	\$60,000
-------------------	----------

Total Contributions	\$0
---------------------	-----

Total Expenditures	\$30,421
--------------------	----------

Ending Balance (4/2/2019)	\$29,579
---------------------------	----------

The background of the image features a large, light gray watermark of the San Bernardino Community College District seal. The seal is circular and contains the text "SAN BERNARDINO COMMUNITY COLLEGE DISTRICT" around the perimeter. In the center of the seal is a stylized mountain range with a sun rising over it.

SSCCC Fiscal Year
July 1 - June 30


$$\text{\$}30,421 / 8 = \text{\$}3,802.63$$

July - March

SSCCC Average Meeting Cost (Odd Months)

12 Double Rooms (\$95 + \$15 Tax)	\$ 1,320
4 Parking Charges (\$32)	\$ 128
35 Catering (\$48 + \$11 Service Fee + \$5 Tax)	\$ 2,240
Wifi/Projector/Power Strips/Speakerphone	\$ 944
Meeting Room (\$700 + \$58 Tax)	\$ 758
<u>TOTAL</u>	<u>\$ 5,790</u>

SSCCC Average Meeting Cost (Even Months)

35 Catering (\$15 + \$1 Tax)	\$ 560
------------------------------	--------

Wifi/Projector/Power Strips/Speakerphone	\$ 0
--	------

Meeting Room (Chancellor's Office)	\$ 0
------------------------------------	------

<u>TOTAL</u>	<u>\$ 560</u>
---------------------	----------------------



Average Monthly
Board Cost
\$4,300 - \$9,600

Year-to-Date SSCCC Revenue



Chancellor's
Office
\$60,000

14%

General
Assembly
\$137,000

31%

55%

Student Representation Fee
\$242,000
(Estimate)

Year-to-Date SSCCC Expense



BoD Travel
\$30,000

13%

11%

BoD Meetings
\$25,000

76%

General
Assembly
\$169,000

Total Revenues = \$439,000*



● Expense

224,000

● Remaining Revenue

215,000



AB 1504

VR 1204






The Student Senate for California Community Colleges Needs Your Help !

The Student Senate for California Community Colleges (SSCCC) has virtually no presence in the state capital, and little to no ability to lobby on legislation that affects California Community College (CCC) students. The student senate has no staff support which has resulted in increasing difficulties in maintaining a full board. Currently the SSCCC is completely student ran, with little to no professional support. With this demanding workload and inadequate support this often results in members of the board resigning out of frustration. Inadequate funding has resulted in the SSCCC becoming increasingly dependent on the California Community Colleges Chancellor's Office (CCCCO). The voice of CCC students should not be held by the CCCCCO but by the statewide student organization. Our student leaders need more administrative support both at the state-wide level and at the regional level.



SSCCC

			 SSCCC
Student Population	238,000	484,300	2,100,000
Number of Campuses	10	23	114 physical + 1 online campus
Budget per student 2017-18	\$3.12 (\$743,591)	\$3.38 (\$1,638,892.69)	>\$0.03 (\$60,000)
Budget Per Student 2018-19	\$3.07 (\$732,840)	\$3.58 (\$1,735,828.92)	>\$0.13 (\$279,000)*
Professional Staff	4	9 & 2 Student Employees	0
Offices	Oakland, Sacramento, Southern California	Long Beach, Sacramento	Cubical at the Chancellor's Office.



The Student Senate for California Community Colleges is currently funded via the optional \$2SRF. (Student Rep Fee)



In order for the \$2SRF to be implemented on a college campus the student body must hold an election with the average of the last 3 elections participating.



We are unable to have the \$2SRF implemented on campuses as we lack standing to request the item be placed on the school's ballot.

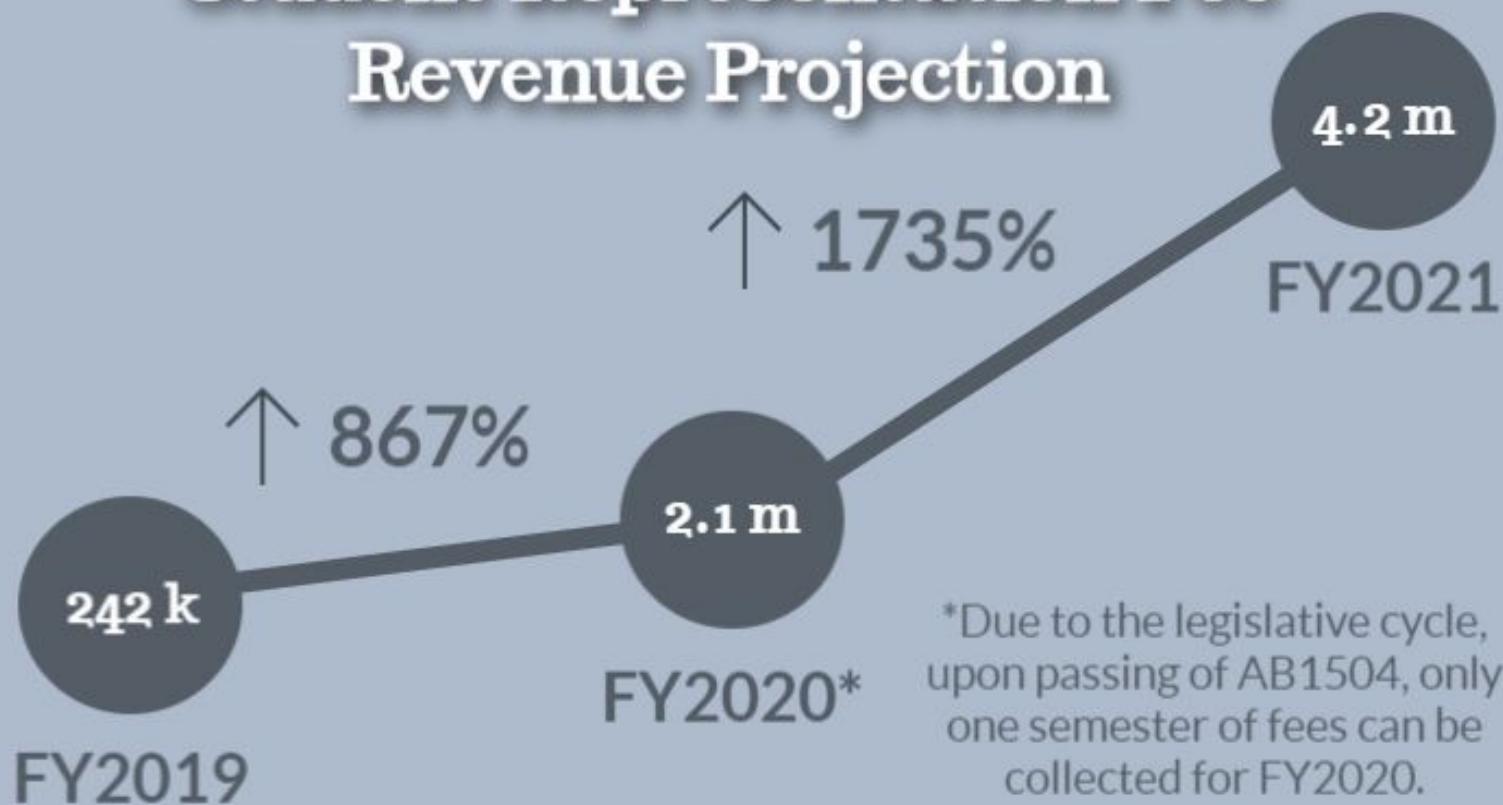


Only 11 of the 114 community colleges have implemented the \$2SRF

The SSCCC is seeking an amendment to education code section 76060.5 so that the California Community College Student Representation Fee is administered in the same way as the CSU System's SRF. The SSCCC would like to see the fee changed so that is implemented at all 115 California Community Colleges as an **opt out fee** without the need to hold local student body elections.

The SSCCC has already submitted a spot bill and has language ready should you decide to support us in this issue.

Student Representation Fee Revenue Projection



Sep. 13

Last day for **each house to pass bills** (J.R. 61(a)(15)).
Interim Study Recess begins upon adjournment of this day's session (J.R. 51(a)(4)).

Jan. 1

Statutes take effect (Art. IV, Sec. 8(c)).

- With more than 2.1 million students on 114 campuses, the California Community Colleges is the largest system of higher education in the United States.
- One in every five community college students in the nation attends a California community college.
- Most of the 114 colleges are on the semester system, but Foothill, De Anza and Lake Tahoe community colleges are on the quarter system.
- Three out of every 10 Californians ages 18-24 are currently enrolled in a community college.
- Over 67 percent of California community college students are people of diverse ethnic backgrounds and roughly 53 percent are female.

• **PROFESSIONAL STAFF** •



1

2

•  **REINVEST IN REGIONS** •

• **SCHOLARSHIPS** •



3

4

•  **BIGGER & CHEAPER GAS** •

• **OFFICE FACILITIES** •



5



SSCCC Vice President of Finance

Lawrence Su

vpf@studentsenateccc.org